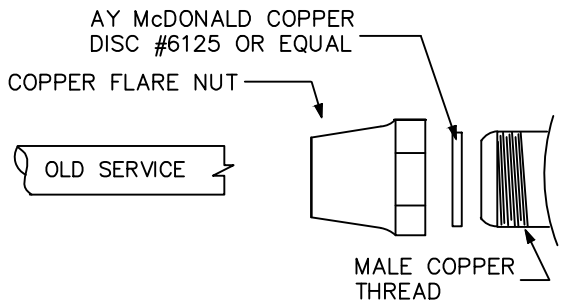
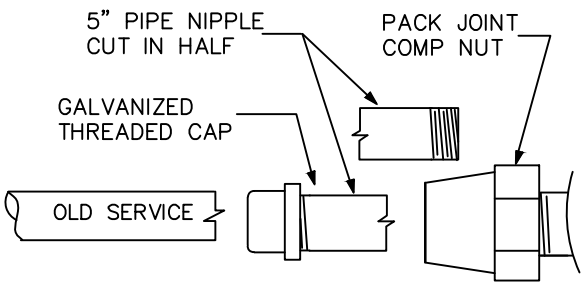


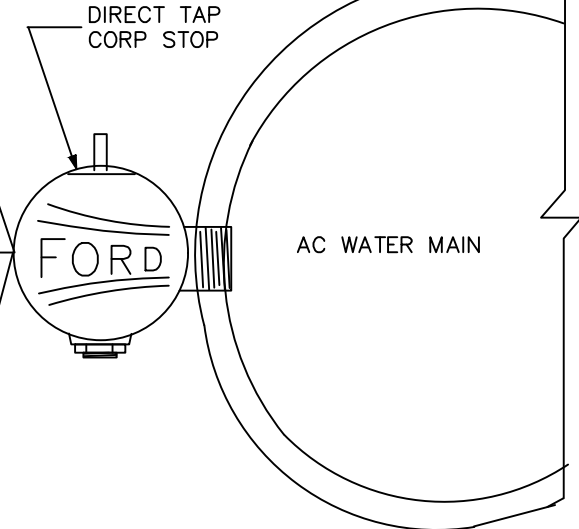
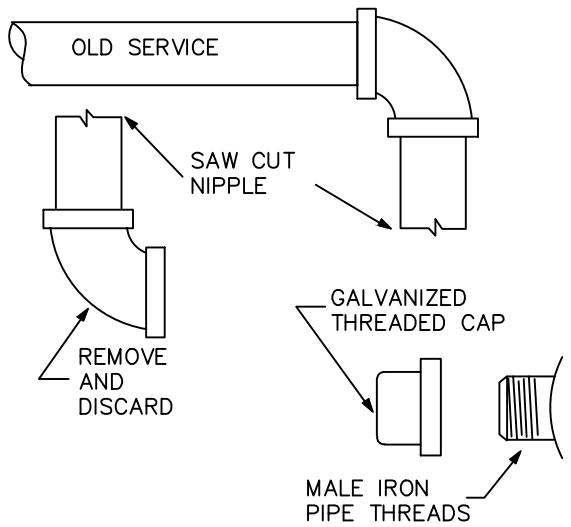
FLARED COPPER TUBE SERVICE



POLYETHYLENE PIPE SERVICE



GALVANIZED PIPE SERVICE



1. Very gently turn off corp stop.
2. Cut existing service pipe the recommended distance from corp stop, loosen and remove flare nut, elbow or pack joint nut, remove and discard pipe section.
3. Insert a copper disc #6125 into flare nut, or nipple and cap into pack joint nut or threaded cap for male thread, reconnect and tighten as necessary to seal.
4. If corp leaks slightly, gently tighten bottom nut to seal.
5. If corp is leaking or blows out of AC pipe, loosely install Romac repair band, remove corp, slide band into position and tighten to specified torque.

REVISION	APPROVED	DATE	CITY OF COEUR d'ALENE STANDARD DRAWING	APPROVED BY:
			ABANDONING AC PIPE DIRECT TAP CORP STOP	<i>Chris Bosley</i> CITY ENGINEER, PE 10804
				4/13/18 DATE:
			DWG NO.	W-41