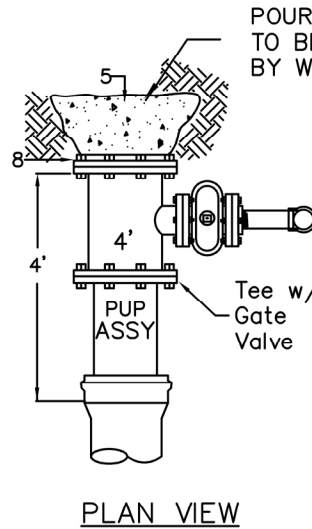
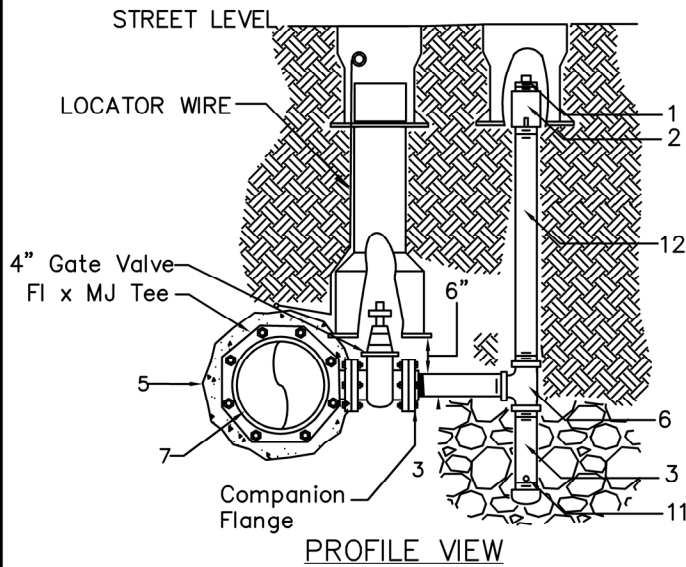


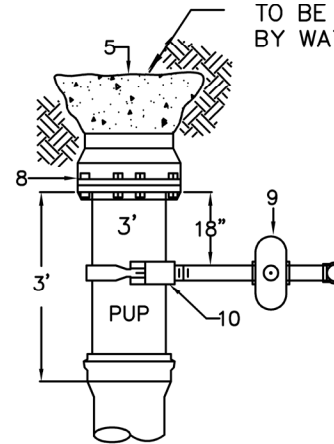
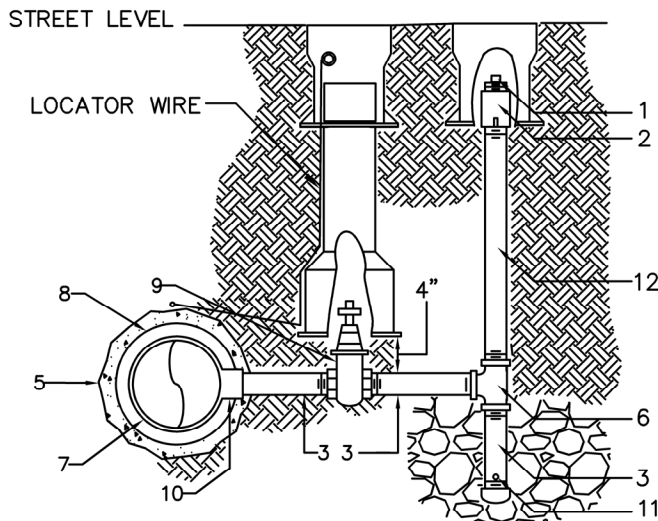
OFFSET CONNECTION/SIDE TAP – 12" AND LARGER C905 MAIN



POURED BLOCK TO BE APPROVED BY WATER DEPT.

NOTE: THE OFFSET CONNECTION SHALL ALWAYS BE ON THE RIGHT HAND SIDE OF MAIN LOOKING FROM THE MAIN CONTROL VALVE.

OFFSET CONNECTION/SIDE TAP FOR 6" & 8" C900



POURED BLOCK TO BE APPROVED BY WATER DEPT.

NOTE: THE OFFSET CONNECTION SHALL ALWAYS BE ON THE RIGHT HAND SIDE OF MAIN LOOKING FROM THE MAIN CONTROL VALVE.

ITEM NO.	NO. REQD.	DESCRIPTION
1	2	APP. PIPE DIA THREADED PLUG AND/OR CAP AS NEEDED
2	1	THREAD IRON PIPE COUPLING
3	3	APP. PIPE DIA x 8" LONG GALVANIZED PIPE NIPPLE
4	2	TYLER CAST IRON VALVE BOX W/16" TOP SECTION & LID. SERIES 6855-HD OR APPROVED EQUAL.
5	1	CONCRETE BLOCKING – PER DRAWING W-9 & W-10
6	1	APP PIPE DIA THREADED IRON PIPE TEE -- GALVANIZED
7	1	WATER MAIN, MINIMUM 3' PUP AT END
8	1	MAIN SIZE MJ CAP (6-8") OR BLIND FLANGE/MJ PLUG.
9	1	APP DIA IPxIP THREADED GATE VALVE W/ 2" OPER. NUT
10	1	MAIN SIZE x APP. TAP SIZE DOUBLE STRAP SADDLE.
11	4	DRILL 1/8" HOLE OR CUT 1/2" SLOT WITH CHOP SAW
12	1	APP DIA X REQUIRED LENGTH GALV. PIPE NIPPLE

PLAN VIEW

NOTE: STANDARD 2" BLOW OFF ASSY. IS ADEQUATE FOR 8" AND SMALLER MAINS TO ACHIEVE 2.5 FT/SEC VELOCITY. REFERENCE WATER DEPT. STANDARD DRAWING W-35 "MAIN FLUSHING CHART", TO DETERMINE PROPER SIZE OF ASSEMBLY FOR 12" AND LARGER MAINS.



CITY OF COEUR D'ALENE STANDARD DRAWING

**TYP. FROST FREE BLOWOFF ASSEMBLY**

APPROVED BY:

*Chris Bosley*  
CITY ENGINEER, PE 10604

10/1/24  
DATE:

DWG NO.

W-6