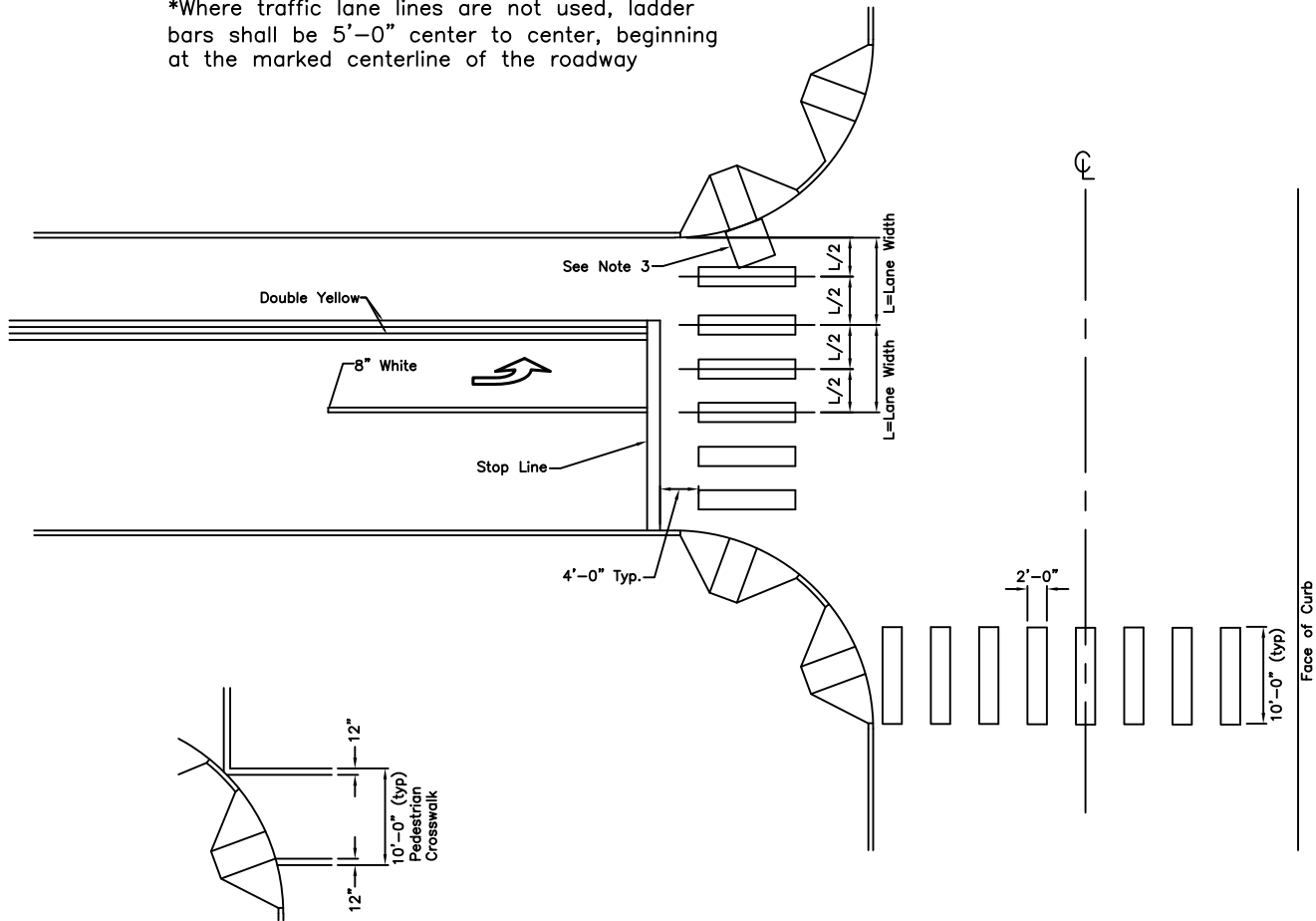


Typical "Ladder Style" Pedestrian Crosswalk

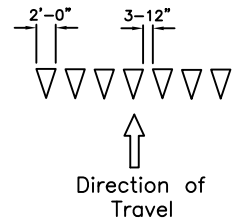
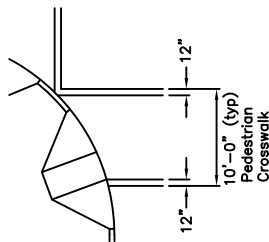
(showing curb ramps & stop line placement)

*Where traffic lane lines are not used, ladder bars shall be 5'-0" center to center, beginning at the marked centerline of the roadway



Typical Transverse Line Crosswalk

To be used only at stop controlled or signalized intersections



Advanced Yield Line

To be used 30-50' in advance of crosswalks on streets with two or more lanes in one direction

Not to Scale

NOTES:

1. "Ladder Style" crosswalks shall be used at uncontrolled crosswalk locations and where additional emphasis is needed.
2. "Transverse Line" crosswalks shall be used at stop sign or signal controlled locations.
3. The lower landing of the curb ramp shall fall wholly within crosswalk lines.
4. Uncontrolled crosswalk locations shall be approved by the City Engineer.
5. Colored or textured pavement crosswalks shall be supplemented with either "ladder style" or "transverse line" crosswalk markings.
6. Existing crosswalk markings that conflict with new crosswalk markings must be removed.



CITY OF COEUR D'ALENE STANDARD DRAWING

CROSSWALK & STOP BAR STRIPING

APPROVED BY:

Chris Busby
CITY ENGINEER, PE 10804

6/18/18
DATE:

DWG NO.

M-36