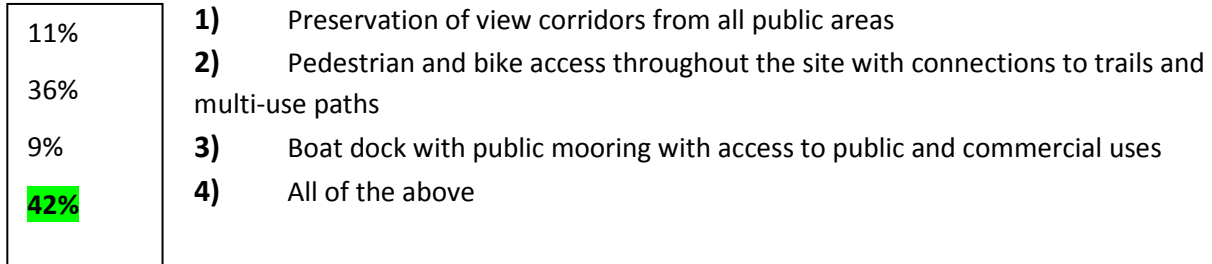


# Atlas COR Vision Group Meeting – Polling Question Voting Results

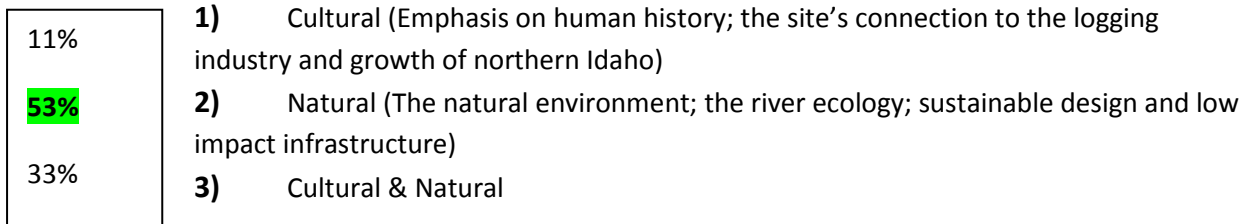
Combined Voting Results from LIVE POLLING QUESTIONS on 2-7-18

**45 participants (38 using clickers and 7 using paper ballots)**

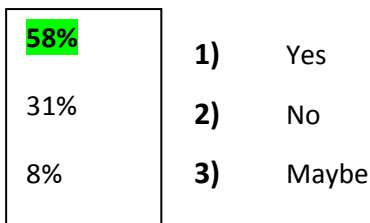
**Q1. Which of the following components is most important for this project? (choose 1)**



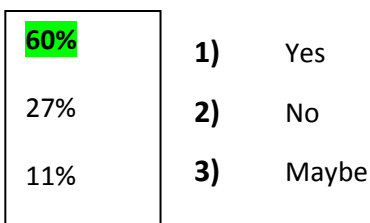
**Q2. What is most important for overall project identity? (choose 1)**



**Q3. Is it important that the project includes unique components to create an authentic place that does not duplicate other projects in the city?**



**Q4. Would you support more intensive development (such as a mix of housing types, smaller residential lots, buildings taller than 3 stories, etc.) in exchange for improved open space and preservation of the entire shoreline for public use?**



**Q5. Which of the following public facilities does the community need most?**

*(vote for top 3, in order of preference)*

26%	1) Performing Arts Center
21%	2) Arena/Sports Complex
8%	3) School Site
5%	4) Fire/Police Station
6%	5) New Museum of North Idaho
2%	6) Satellite Library
23%	7) Science & Technology Center
3%	8) Velodrome
5%	9) Outdoor Ice Rink
3%	10) Other?

**Q6. What are your preferences for the commercial uses of the project? (rank in order of preference)**

27%	1) Food & Beverage
20%	2) Retail
19%	3) Office (Professional & Administrative)
20%	4) Lodging
14%	5) Other?

**Q7. What are your preferences for the residential uses of the project? (choose 1)**

27%	1) Low density (single family, cottage housing, duplexes, rowhouses)
58%	2) Medium density (townhomes, mid-rise apartments/ condominiums)
16%	3) High density (high-rise apartments, multi-unit condominiums)

**Q8. What is your preferred ratio of residential to commercial land uses for this project? (choose 1)**

	<u>% Residential to % Commercial</u>
22%	1) 75:25
42%	2) 50:50
33%	3) 25:75

**Q9. How important is it that the project reserves some commercial property for businesses providing higher wage jobs?**

40%	1) Very Important
33%	2) Somewhat Important
16%	3) Not Important
20%	4) No Opinion

**Q10. Given the proximity to the Spokane River, what environmental components should be incorporated? (rank in order of preference)**

14%	1) Innovative stormwater solutions
17%	2) Shoreline rehabilitation
12%	3) Dark sky compliant lighting
14%	4) Multi-modal transportation (bike, bus)
11%	5) Use of local/regional materials
14%	6) Energy efficient design elements
12%	7) LEED certified/Green building
5%	8) Other?

**Q11. What water recreation components are most important as part of the public space? (rank top 3)**

11%	1) Water dog park
13%	2) Dock for passive use (e.g., fishing)
9%	3) Motorized boat dock
13%	4) Accessible non-motorized launch
17%	5) Play facility with water features (natural play area, not a splash pad)
16%	6) Kayak/stand up paddle board area
20%	7) Accessible swim area

**Q12. What land recreation components are most important as part of the public space?**

*(rank top 3)*

17%	<b>1)</b> Natural amphitheater (sloped lawn with tiered seating made of rocks or concrete slabs)
7%	<b>2)</b> Active park (play structure, play fields)
18%	<b>3)</b> Passive park (seating areas, lawn area, sandy beach and natural vegetation)
16%	<b>4)</b> Use of native plants and trees with educational signage (e.g., arboretum or demonstration garden)
<b>31%</b>	<b>5)</b> Multi-use trail along the waterfront
13%	<b>6)</b> Commercial vendors in the open space (café/cocktails, equipment rentals)