

CITY OF COEUR D'ALENE APPROVED STREET TREE LIST

General Tree Guidelines

The minimum size tree acceptable for planting on public properties is 1 1/4 caliper. In most cases trees are to be selected from the Medium tree list. Small trees should only be selected if there are overhead power lines or if the planting space is less than four feet wide. Large trees are generally too large for residential properties, but are appropriate next to large commercial buildings or expansive properties. When selecting trees, always remember that there must be adequate room within the right-of-way planting location for the expansion of the trunks and roots.

More information on trees, including pictures of selected trees from this list, is available on the city website at <http://www.cdavid.org/>. Urban Forestry can be found under the Parks Department.

A **permit is required** before planting within the right-of-way within the City of Coeur d'Alene. Apply for a free permit on the city website, or call 769-2266.

Key to Approved Uses:











Approved for use in Swales


























Approved for use under Power Lines

MEDIUM TREES (25'- 50' height)	USES APPROVED	MATURE SIZE HT X W	TREE FORM	OTHER INFORMATION OF INTEREST
Black Alder <i>Alnus glutinosa</i>		50' x 30'	Broadly pyramidal	A fast-growing tree that tolerates tough sites, and wet infertile soil.
Green Ash <i>Fraxinus pennsylvanica</i>		Varies	Pyramidal to upright, varying by cultivar	A very adaptable tree that tolerates wet soil and severe cold. Use only cultivars listed , all of which are seedless.
Plant Approved Cultivars Only :				
Centerpoint		45' x 35'	Broadly oval to round	Fall Color: yellow
Cimmaron		50' x 30'	Upright, oval	Fall Color: brick red to orange/red
Patmore		45' x 35'	Symmetrical upright branches, oval	Fall Color: yellow
Prairie Spire		45' x 20'	Dense, upright, narrow pyramidal	Fall Color: yellow
Summit		45' x 25'	Upright branching, narrow oval	Fall Color: yellow
Dakota Centennial		45' x 35'	Oval	Fall Color: yellow
Manchurian Ash <i>Fraxinus mandshurica</i> 'Mancana'		45' x 25'	Densely oval	Tolerates drought & excess moisture. Fall Color: yellow
White Ash <i>Fraxinus americana</i>		Varies	Pyramidal to upright, varying by cultivar	A medium sized tree that casts medium to light amount of shade. Prefers moist, well-drained soils. Use only the cultivars listed , all of which are seedless.
Plant Approved Cultivars Only :				
Autumn Applause		40' x 25'	Dense, oval	Fall Color: purple to mahogany
Chicago Regal		45' x 35'	Oval to round, uniform branching	large dark summer leaves; Fall Color: orange to purple
Empire		50' x 25'	Pyramidal	extremely fast growth; Fall Color: orange to purple
Autumn Purple		45' x 40'	Round	Fall Color: purple
Rosehill		50' x 35'	Upright, oval	Fall Color: bronze/red to purple
Skyline		45' x 35'	Oval	Fall Color: orange/red
Windy City		45' x 35'	Oval to round	Fall Color: orange
Swedish Columnar Aspen <i>Populus tremula</i>		40' x 10'	Upright narrow	The leaves rustle in the breeze. This is a very columnar tree that can be used in tight spots. Fall Color: yellow

ASH VARIETIES

MEDIUM TREES (25'- 50' height)		USES APPROVED	MATURE SIZE HT X W	TREE FORM	OTHER INFORMATION OF INTEREST
	Black Tupelo (Black Gum) <i>Nyssa sylvatica</i>		35' x 20'	Pyramidal, spreading with age	Best known for its coppery red fall color.
C H E R R Y	Sargent Cherry <i>Prunus sargentii</i>		Varies 30' x 30'	Species: Upright spreading branches, round	This tree has attractive mahogany colored bark. Pink flowers in the spring; produces fruit 1/3" long; fall color: orange and red. Species can be planted as medium tree, but use of the columnar form is restricted to narrow planting situations.
	Approved cultivar for narrow spots: Columnar Sargent Cherry	<i>Only in narrow spots</i>	35' x 15'	Columnar to narrowly vase shaped	
	Yoshino Cherry <i>Prunus x. yedoensis</i>		30' x 30'	Round, spreading	Fall Color: yellow; light pink to white flowers
	Crabapple - Robinson <i>Malus 'Robinson'</i>		25' x 25'	Upright, spreading	Tree has bronze/green foliage. Deep pink flowers are followed by 3/8" red fruit in the fall and winter. This is the only crabapple on the medium list.
	Sub-alpine Fir <i>Abies lasiocarpa</i>		40' x 25'	Narrowly conical, spike like form	An Evergreen of slow growth but very hardy.
	Hackberry <i>Celtis occidentalis</i>		40' x 30'	Broad top w/arching branches	Has interesting park with narrow corky ridges. Is tolerant of harsh conditions. Fall Color: yellow.
	Magnifica Hackberry <i>Celtis 'Magnifica'</i>		50' x 40'	Broadly oval with ascending rather than descending branches.	Has better insect resistance than common Hackberry. Fall Color: yellow
H O N E Y L O C U S T	Honeylocust <i>Gleditsia triacanthos</i>		Varies	Pyramidal to oval, varying by cultivar	These trees have delicate, fine textured leaves let sunlight through and minimize leaf litter. Plant one of the approved cultivars only.
	Plant Approved Cultivars Only : Moraine		45' x 40'	Widely vase shaped w/rounded top	Fall Color: golden
	Shademaster		45' x 35'	Vase shaped to rectangular	Upright branch structure. Fall Color: yellow
	Skyline		45' x 35'	Broadly pyramidal	Fall Color: golden
	True Shade		40' x 35'	Broadly oval	Vigorous growth, Fall Color: yellow
	European Hornbeam <i>Carpinus betulus</i>		35' x 25'	Dense, narrow, oval w/age	Dense branching is excellent for screening. This tree has a formal look. Fall Color: yellow
L I N D E N S	American Linden <i>Tilia americana</i>		Varies	Varies by cultivar	A stately tree with low spreading branches. Has larger leaves than other lindens. May need to discourage aphids. Fall Color: yellow
	Plant Approved Cultivars Only : Legend		40' x 30'	Broadly pyramidal	
	Lincoln		35' x 25'	Pyramidal, compact	
	Redmond		35' x 25'	Pyramidal	Largest leaves of Linden cultivars.
	Crimean Linden <i>Tilia x euchlora</i>		40' x 35'	Broadly pyramidal to oval	Fall Color: yellow; buy rooted cutting; hot & dry tolerant
	Silver Linden <i>Tilia tomentosa</i>		Varies	Broadly pyramidal to oval	Silvery white underside of leaves give this tree its name. Fall Color: yellow; tolerates heat and drought. Use only cultivars listed.
	Plant Approved Cultivars Only : Green Mountain		45' x 35'	Broadly pyramidal	
	Sterling		45' x 35'	Broadly pyramidal	
Littleleaf Linden <i>Tilia cordata</i>		35-45' x 30'	Pyramidal to oval	A good shade tree. Fall Color: yellow. Use species and all cultivars .	

	MEDIUM TREES (25'- 50' height)	USES APPROVED	MATURE SIZE HT X W	TREE FORM	OTHER INFORMATION OF INTEREST
M A P L E V A R I E T I E S	Armstrong Maple		Varies	From oval to upright/narrow	The fast growth and drought tolerance of Silver Maple is joined with the fall color of Red Maple. These trees need acid soil (below 6.4). Use only cultivars listed.
	<i>Acer x freemanii</i>				
	Plant Approved Cultivars Only :				
	Autumn Fantasy		50' x 40'	Broadly oval	Fall Color: bright red
	Autumn Blaze		50' x 40'	Upright branching, oval	Fall Color: bright orange/red
	Morgan		45' x 40'	Broadly oval, open habit	Fall Color: orange/red to red
	Crescendo Sugar Maple		45' x 40'	Broadly oval	A nice shade tree with smaller leaves than the Norway maple common to Cd'A. Fall Color: orange/red to bright red
	<i>Acer saccharum</i> 'Morton'				
	Hedge Maple		30' x 30'	Dense, round	This tree has corky bark and requires only low maintenance. Fall Color: Yellow
	<i>Acer campestre</i>				
	Red Maple		Varies	Broadly oval to round to upright and narrow	A maple with smaller leaves than the Norway Maple. Fall color and form vary with the cultivar. All red maples need acidic soil (below 6.4). Use only cultivars listed.
	<i>Acer rubrum</i>				
	Plant Approved Cultivars Only :				
	Autumn Flame		35' x 35'	Dense, round, spreading	One of the hardiest red maples; Fall Color: bright red
	Bowhall		40' x 15'	Upright, narrow	A narrow red maple form. Fall Color: orange
	Red Sunset		45' x 35'	Upright branching, oval	Fall Color: red
	Karpick		40' x 20'	Narrow, oval w/ age	Fall Color: yellow to orange/red
	Morgan		45' x 40'	Oval, round, open habit	Fall Color: orange/red to red/purple
	Northwood		40' x 35'	Broadly oval, round	Probably the hardiest of all the red maples. Fall Color: red
	October Glory		40' x 35'	Broadly oval, round	Fall Color: purple
	Scarlet Sentinel		40' x 20'	Upright, rather narrow	Fall Color: orange/red
	Schlesinger		45' x 35'	Vase-shaped w/round crown	Fall Color: orange to orange/red
	Sun Valley		40' x 35'	Broadly oval	A seedless variety. Fall Color: bright red
Truncatum & Norway Maple Crosses		Varies	Wide, upright, oval	A cross between a Norway Maple and a smaller maple. This small maple is more heat & drought tolerant than the Norway. Use only cultivars listed	
<i>Acer truncatum x platanoides</i>					
Plant Approved Cultivars Only :					
Norwegian Sunset		35' x 25'	Oval, upright	Fall Color: yellow/orange to red	
Pacific Sunset		30' x 25'	Upright, spreading, round	Fall Color: red; brighter fall color than Norwegian	
Purple Robe Locust		50' x 30'	Upright, oval	A tough tree for poor or difficult planting sites. Clumps of rose/pink flowers in the spring. Fall Color: yellow.	
<i>Robinia pseudoacacia</i> 'Purple Robe'					
European Mountainash		35' x 25'	Upright and oval, round w/age	A hardy tree that is particularly beautiful in fall when foliage turns rusty orange and fruit is orange-red. Fruit is attractive to birds, but can be messy	
<i>Sorbus aucuparia</i>					
Korean Mountainash		40' x 30'	Oval to round	Fall Color: yellow to orange. White flowers in spring. Scarlet fruit in fall and through winter is attractive to birds, but can be messy.	
<i>Sorbus alnifolia</i>					
Oak-leaf Mountainash		30' x 20'	Upright w/ ascending branches, oval	orange fall color of the other Mountainash with an unusual leaf. Fruit is	
<i>Sorbus x hybrida</i>					
English Oak Crosses		Varies	Columnar to narrow oval	These English Oak crosses are the only oaks on the "medium" list. They produce 1" long acorns and have yellow fall foliage. Use only cultivars listed.	
<i>Quercus robur x bicolor</i> 'Long'					
Plant Only these Crosses:					
Regal Prince Oak		45' x 18'	Columnar to narrow oval		
Rosehill Oak		40' x 20'	Narrowly oval		

	MEDIUM TREES (25'- 50' height)	USES APPROVED	MATURE SIZE HT X W	TREE FORM	OTHER INFORMATION OF INTEREST
FLOWERING PEAR	Callery Pear <i>Pyrus calleryana</i>		Varies	Upright	Clustered white flowers bloom in the spring followed by fall Color of red/scarlet. Use only cultivars listed.
	Plant Approved Cultivars Only :				
	Autumn Blaze		30' x 25'	Round	Best hardiness of the pears. Fall Color: bright red
	Aristocrat		40' x 28'	Pyramidal	Open, informal appearance. Fall Color: deep red;
	Chanticleer		40' x 15'	Upright, narrowly pyramidal	Fall Color: reddish
	Trinity		30' x 25'	Broadly oval to rounded	Smaller than other callery pears; Fall Color: orange/red
	Prairie Gem <i>Pyrus ussuriensis</i> 'Mordak'		25' x 25'	Dense, round	Hardy tree that generally blooms earlier than other varieties of pears. Fall Color: yellow to purple
	Scotch Pine <i>Pinus sylvestris</i>		30'-60' x 40'	Irregular pyramid	An evergreen that likes sunlight. It is salt intolerant and produces 1.5-3" cones.
	White Spruce <i>Picea glauca</i>		40'-60' x 20'	Broad, densely pyramidal	Nice, adaptable evergreen that produces 1-2.5" long cones.
	Yellowwood <i>Cladrastus lutea</i>		30' x 40'	Round, arching branches	Fragrant flowers in the spring followed with fall colors of brilliant yellow.
Village Green Zelkova <i>Zelkova serrata</i> 'Village Green'		40' x 38'	Vase	A relative of the elm tree, this tree can be susceptible to the elm leaf beetle. Fall Color is an apricot to rusty red color.	










Key to Approved Uses:
































Approved for use in Swales



Approved for use under Power Lines

	SMALL TREES (25' or less)	USES APPROVED	MATURE SIZE HT X W	TREE FORM	OTHER INFORMATION OF INTEREST
CHERRY	Amur Maackia <i>Maackia amurensis</i>	 	25' x 20'	Upright vase shape	Tolerant; nitrogen-fixer; white flowers
	Leprechaun Ash <i>Fraxinus pennsylvanica</i> 'Johnson'	 	18' x 16'	Dense, compact, round	Grafted; genetic dwarf; Fall Color: yellow; seedless fruit
	Accolade Cherry <i>Prunus</i> 'Accolade'		25' x 30'	Broad, low	Almost no fruit; clustered flowers
	Amur Chokecherry <i>Prunus maackii</i>		25' x 25'	Upright oval to round	Shiny coppery orange bark; Fall Color: yellow; 1/5" black fruit
	Autumn Flowering Cherry <i>Prunus subhirtella</i> 'Autumnalis Rosea'		25' x 22'	Upright, spreading	Blooms spring and fall; Fall Color: yellow/bronze; double flowers
	Japanese Cherry <i>Prunus serrulata</i>		25' x 15'	Vase shaped, round	Fall Color: bronze to red
	Plant Approved Cultivars Only :				
	Kwanzan		30' x 20'	Stiffly vase-shaped	Fall Color: orange/red; rosy pink flowers
	Royal Burgundy		20' x 15'	Broadly vase-shaped	Purple leaves; Fall Color: bronze/purple; magenta/pink flowers
	Snow Goose Cherry <i>Prunus</i> 'Snow Goose'		20' x 20'	Wider w/ age	Cherry foliage disease resistant; white flowers

	SMALL TREES (25' or less)	USES APPROVED	MATURE SIZE HT X W	TREE FORM	OTHER INFORMATION OF INTEREST
C R A B A P P L E	Crabapple <i>Malus</i>		20' x 20'	Round, upright	Pink to white flowers
	Plant Approved Cultivars Only :				
	Adams		20' x 20'	Round	5/8" red persistent fruit; pink flowers
	Adirondack		18' x 10'	Upright	1/2" red persistent fruit; white flowers
	Centurion		20' x 15'	Narrow, upright	5/8" bright red fruit; rose red flowers
	Indian Summer		18' x 20'	Round	5/8" bright red fruit; rose red flowers
	Prairifire		20' x 20'	Upright, spreading, round	purple leaves; Fall Color: red/green; red fruit; bright pink/red flowers
	Professor Sprenger		20' x 20'	Upright, spreading	1/2" orange/red fruit; pink & white flowers
	Purple Prince		20' x 20'	Rounded	Purple foliage; Fall Color: bronze/green; 3/8"-1/2" maroon fruit
	Sentinel		20' x 12'	Narrow, upright	Persistent fruit; white flowers w/ pink tint
	Kousa Dogwood <i>Cornus kousa</i>		20' x 20'	Horizontal, round	Fall Color: red; white flowers
H A W T H O R N	Crimson Cloud Hawthorn <i>Crataegus laevigata</i> 'Crimson Cloud'	 	25' x 18'	Oval w/ upright branches	Resistant to leaf spot; Fall Color: bright red; red flowers
	Snowbird Hawthorn <i>Crataegus x mordenensis</i> 'Snowbird'	 	22' x 20'	Upright oval to round	3/8" bright crimson fruit; clustered flowers
	Thornless Cockspur Hawthorn <i>Crataegus crus-galli</i> 'Inermis'	 	25' x 25'	Round, spreading	Fall Color: orange, rusty orange; small white flowers
	Washington Hawthorn <i>Crataegus phaenopyrum</i>	 	25' x 20'	Broadly oval to round	Fall Color: orange to scarlet; red fruit; white flowers; thorns
	Summer Sprite Linden <i>Tilia cordata</i> 'Halka'		16' x 8'	Dense, narrow pyramid	Natural dwarf; Fall Color: yellow
M A P L E	Apollo Maple <i>Acer saccharum</i> 'Barrett Cole'		25' x 10'	Narrow, columnar	Dwarf; Fall Color: yellow/orange to red
	Paperbark Maple <i>Acer griseum</i>		25' x 20'	Upright, spreading	Trifoliate leaf, cinnamon bark; Fall Color: red
	Tartarian Maple <i>Acer tartaricum</i>		25' x 20'	Oval to round	Fall Color: yellow to orange/red; bright red samaras
	Trident Maple <i>Acer buergerianum</i>		20' x 20'	Round	3-lobed leaf; Fall Color: red, orange
	Red Cascade Mountainash <i>Sorbus americana</i> 'Dwarf-crown'		18' x 8'	Compact, oval	Fall Color: yellow to orange; small orange/red fruit; white flowers
	Krauter Vesuvius Plum <i>Prunus cerasifera</i> 'Krauter Vesuvius'		20' x 15'	Upright	Purple leaves; Fall Color: purple; light pink flowers
P L U M	Mt. St. Helens Plum <i>Prunus</i> 'Frankthrees'		20' x 20'	Upright spreading, round	Purple leaves; Fall Color: purple; light pink flowers
	Newport Plum <i>Prunus</i> 'Newport'		20' x 20'	Upright spreading, oval	Purple/red leaves, light pink flowers
	Allegheny Serviceberry <i>Amelanchier laevis</i>	 	25' x 15'	Upright oval	Fall Color: orange; edible 3/8" fruit; white clustered flowers
	Wireless Zelkova <i>Zelkova</i> 'Schmidtlow'		24' x 36'	Broad spreading vase	Fall Color: red

Key to Approved Uses:








Approved for use in Swales



Approved for use under Power Lines

LARGE TREES (> 50')	USES APPROVED	MATURE SIZE HT X W	TREE FORM	OTHER INFORMATION OF INTEREST
---------------------	---------------	--------------------	-----------	-------------------------------

M A P L E	Sugar Maple <i>Acer saccharum</i>		50' x 45'	Upright oval to round	Fall Color: orange, red, scarlet
	Plant Approved Cultivars Only :				
	Bonfire		50' x 40'	Broadly oval	Fast growing; Fall Color: bright orange to red
	Commemoration		50' x 35'	Oval to round	Fall Color: orange to orange/red
	Endowment		50' x 20'	Columnar	Fall Color: bright yellow
	Majesty		50' x 40'	Broadly oval	Fall Color: orange to red
	Green Mountain		45' x 35'	Broadly oval	Hardy; Fall Color: red/orange to red
	Wright Brothers		50' x 35'	Oval	Resistant to scorch & frost; Fall Color: yellow/orange to red
	Marmo Maple <i>Acer x freemanii 'Marmo'</i>		55' x 45'	Upright, oval	Hybrid of red and silver maple; Fall Color: orange to orange/red
	Armstrong Red Maple <i>Acer rubrum 'Armstrong'</i>		55' x 20'	Upright	Needs acidic soil; Fall Color: yellow, orange, red
P I N E	Ponderosa Pine <i>Pinus ponderosa</i>		60-100' x 30'	Pyramidal, irregular cylinder w/age	Native E; 3-6" cone
	Southwestern White Pine <i>Pinus strobiformis</i>		50'-80' x 30'	Slender, straight, round	Resists blister rust; record 111' in height; 5-10" cone
	Vanderwolf Pine <i>Pinus flexilis 'Vanderwolf'</i>		50' x 20'	Upright, columnar	Adaptable: moist, well drained soil
	Western White Pine <i>Pinus monticola</i>		80' x 35'	Broad	Evergreen
O A K V A R I E T I E S	Bur Oak <i>Quercus macrocarpa</i>		55' x 45'	Broadly oval, irregular, open	Fall Color: yellow to yellow/brown
	English Oak <i>Quercus robur</i>		50' x 40'	Broad, round, open crown	Adaptable; Evergreen; Fall Color: rusty orange to red
	Plant Approved Cultivars Only :				
	Westminster Globe Oak		45' x 45'	Round	1-2" long acorns
	Forest Green Oak <i>Quercus frainetto 'Schmidt'</i>		50' x 30'	Upright, oval	Glossy deep green leaves; Fall Color: yellow to brown
	Pin Oak <i>Quercus palustris</i>		55' x 40'	Pyramidal	Fall Color: rusty orange to red
	Red Oak <i>Quercus rubra</i>		50' x 45'	Round	Fall Color: red
	Scarlet Oak <i>Quercus coccinea</i>		50' x 40'	Upright spreading, open, oval	Fall Color: red
	Shumard Oak <i>Quercus shumardii</i>		50' x 40'	Wide-spreading	Tolerant of wet soil; Fall Color: red/brown

	LARGE TREES (> 50')	USES APPROVED	MATURE SIZE HT X W	TREE FORM	OTHER INFORMATION OF INTEREST
OAK	White Oak <i>Quercus alba</i>		45' x 45'	Round	Fall Color: red to red/purple
	Bloodgood London Planetree <i>Platanus x acerifolia</i> 'Bloodgood'		50' x 40'	Broadly pyramidal	Fall Color: yellow; more resistant to anthracnose than species
SPRUCE	Oriental Spruce <i>Picea orientalis</i>		50-60' x 20'	Compact, narrow pyramidal	Protect from harsh winter winds; 2-4" cone; Evergreen
	Serbian Spruce <i>Picea omorika</i>		50-60' x 25'	Narrow, pyramidal	Deep, moist, well-drained soil; 1.25-2" cone; Evergreen
	Tuliptree <i>Liriodendron tulipifera</i>		50-60' x 30'	Oval	Fast growing; Fall Colors bright yellow
	Japanese Zelkova <i>Zelkova serrata</i>		50' x 40'	Upright vase shaped	Fall Color: orange; 1/6" drupe
	Plant Approved Cultivars Only :				
	Green Vase		50' x 40'	Vase shape w/ arching branches	Fall Color: orange
	Halka		50' x 30'	Upright vase shape	Fall Color: yellow
FIR	White Fir <i>Abies concolor</i>		50-70' x 15-30'	Conical, branched to the base	Evergreen; 3-6" cone
	Grand Fir <i>Abies grandis</i>		100' x 35'	Long, narrow crown	Evergreen
	ChampTree Green Ash <i>Fraxinus pennsylvanica</i> 'National 1999'		55' x 40'	Upright spreading, round	Fall Color: yellow; seedless
	Ginkgo <i>Ginkgo biloba</i>		40-45' x 15-35'	narrowly to broadly pyramidal	Fall Color: bright golden yellow
	Boulevard Linden <i>Tilia americana</i> 'Boulevard'		50' x 25'	Tall, narrow	Hardy and well suited to street plantings; Fall Color: yellow
LARCH	European Larch <i>larix decidua</i>		70' x 25'	Slender, pyramidal	Does not tolerate air pollution; Fall Color: yellow
	Japanese Larch <i>Larix kaempferi</i>		70-90' x 25-40'	Open, pyramidal	Fall Color: Yellow; deciduous
	Western Larch <i>larix occidentalis</i>		70-75' x 20-30'	Narrow, short crown	Fall Color: yellow, gold; deciduous; shade intolerant
	Eastern Hemlock <i>Tsuga canadensis</i>		40-70' x 25-35'	Pyramidal	Evergreen; moist well-drained, acid soils; shade/drought tolerant
Western Hemlock <i>Tsuga heterophylla</i>		100' x 50'	Narrow	Largest hemlock; Evergreen; 3/4-1" cone	

LARGE TREES (> 50')	USES APPROVED	MATURE SIZE HT X W	TREE FORM	OTHER INFORMATION OF INTEREST
---------------------	---------------	--------------------	-----------	-------------------------------

E
L
M

Valley Forge American Elm <i>Ulmus Americana 'Valley Forge'</i>		70' x 70'	Vase Shaped, drooping branches	Most resistant to Dutch Elm disease; fall color yellow/brown
Chinese Elm <i>Ulmus parvifolia</i>		50' x 50'	Round w/ pendulous branches	aka Lacebark elm; FC: purple
Plant Approved Cultivars Only :				
Allee		50' x 35'	Upright, spreading	Fall Color: yellow
Athena		40' x 55'	Round, spreading	Fall Color: bronze/brown
Burgundy		50' x 50'	Broad, round	Fall Color: deep burgundy; rapid growth